

投稿說明 / User Manual for Submission

使用 EasyChair 投稿論文 / Submit Paper by EasyChair

1. 進入 WOCMAT2016 之 EasyChair 頁面 / Entering EasyChair

進入 [EasyChair for WOCMAT 2016](#) 使用 EasyChair 的帳號密碼登入
若無，請按"sign up for an account"註冊新帳號

Entering website [EasyChair for WOCMAT 2016](#) sign in using EasyChair account.
If you don't have one, click "sign up for an account".



Log in to EasyChair for IRCAM FORUM & WOCMAT WORKSHOP 2016

EasyChair uses cookies for user authentication. To use EasyChair, you should allow your browser to save cookies from [easychair.org](#).

User name:
Password:

If you have no EasyChair account, [create an account](#)
Forgot your password? [click here](#)
Problems to log in? [click here](#)

2. 開始投稿 / Starting a new submission

登入後，選擇上方的"New Submission"開始新的投稿

After sign in, click "New Submission" for new submission.

[New Submission](#) IRCAM FORUM & WOCMAT [News](#) [EasyChair](#)

New Submission for IRCAM FORUM & WOCMAT WORKSHOP 2016

Follow the instructions, step by step, and then use the "Submit" button at the bottom of the form. The required fields are marked by (*).

3. 上傳論文 / Uploading paper

填完所有必填欄位後（星號標誌），
在下方的"Uploads"欄位上選擇電腦中的論文 PDF，最後按下最下方的 Submit 按鈕，即完成投稿

Fill up all the required fields marked by (*).
In "Upload" section, choose your paper pdf file for uploading. Then press "Submit" button.

Author Information

For each of the authors please fill out the form below. Some items on the form

- **Email address** will only be used for communication with the authors. If authors who are not corresponding. These authors will also have no access.
- **Web page** can be used on the conference Web pages, for example, for organization.
- Each author marked as a **corresponding author** will receive email messages.

Author 1 ([click here to add yourself](#)) ([click here to add an associate](#))

First name (*)
Last name (*)
Email (*)
Country (*)
Organization (*)
Web page:

corresponding author

Uploads

The following part of the submission form was added by IRCAM FORUM & WOCMAT and is not endorsed by EasyChair

Paper. Upload your paper. The paper must be in PDF format (file extension .pdf)

Ready?

If you filled out the form, press the 'Submit' button below. **Do not press the button**

投稿說明 / User Manual for Submission

音樂投稿 / Manual for music submission

1. 填寫音樂報名表 / Fill up music Submission Form

音樂報名表填妥相關資料，並將音樂或多媒體作品檔案的連結放到"Link to the files"欄位，若未有連結請參考以下說明。

Music Submission Form Fill up all fields, then put your music/ multimedia file link in "Link to the files". (if you don't have one, see below)

| | |
|---|---------------------------------|
| Link to the files | 作品連結 / link for your music work |
| Technical Description | |
| (attach a page to specify if needed) | |
| <i>Composition hereby provided to this workshop clear of any legal rights. The composer is fully responsible for securing all copyright and performance rights.</i> | |
| Sign _____ | Date _____ |

2. 上傳音樂、多媒體作品至網路空間 / Uploading music or multimedia file to web

有很多網路空間如 Google Drive、Dropbox、OneDrive 可供上傳檔案並分享連結，在此我們推薦 Google Drive 來做為上傳空間。
進入 [Google Drive](#)，並點選後輸入 Google 帳號及密碼按下"Sign in"，若無帳號請選"Create account"

There are many web storage providers such as Google Drive, Dropbox, OneDrive. We recommend Google Drive here.
Entering [Google Drive](#). Click the button and sign in with your Google account then click"Sign in", if you don't have account, click "Create account".



Enter your email

Next

Need help?

wocmat2016@gmail.com

Password

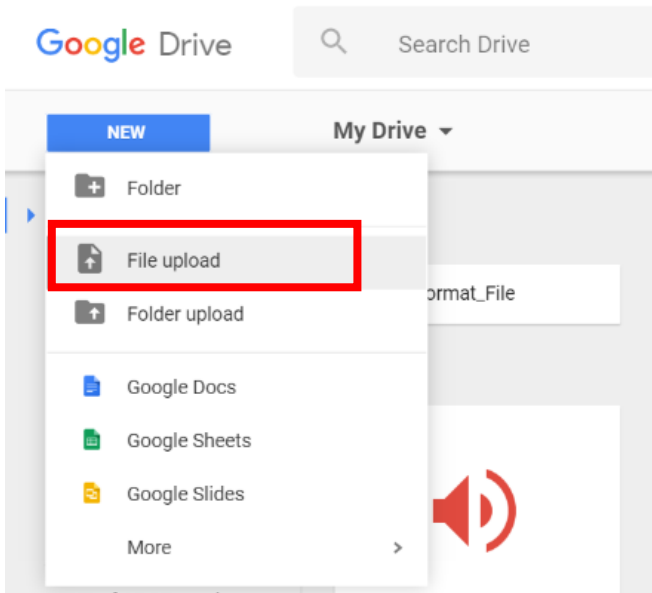
Sign in

Stay signed in [Forgot password?](#)

Create account

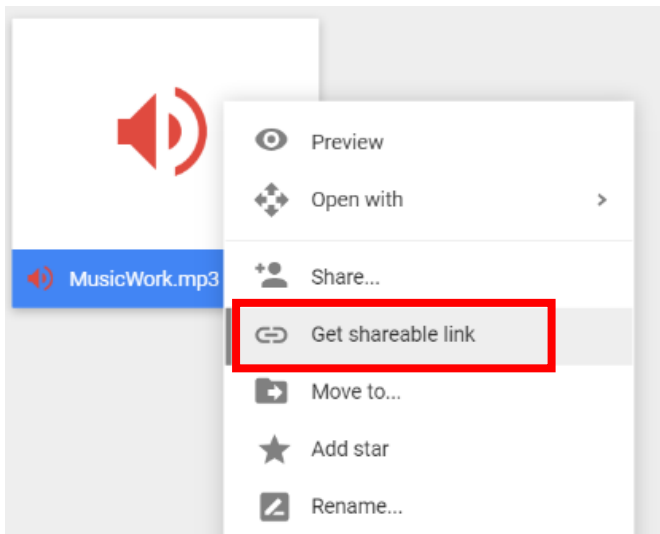
登入後選擇左上方的"New – File upload"按鈕後，即可選擇電腦內的音樂、多媒體檔案，並開始上傳

After sign in, press "New – File upload" button, select music/ multimedia file to upload



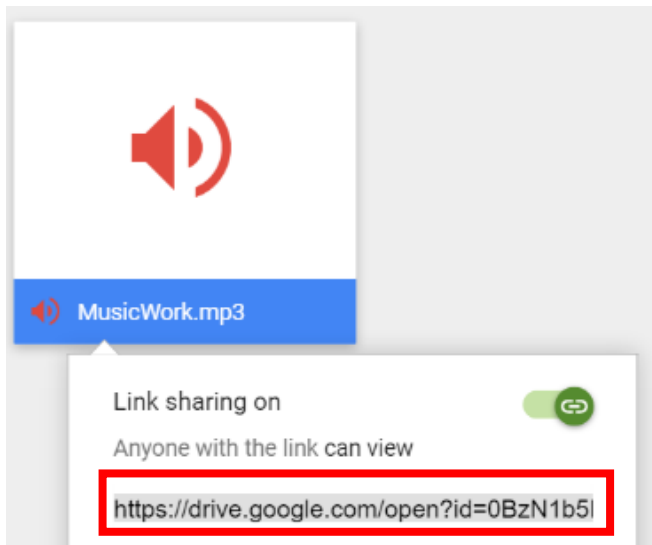
上傳完成後在該檔案上按右鍵，選擇"Get shareable link"

Complete uploading, right click on the file. Select "Get shareable link".



將連結複製並貼上音樂報名表，再將整份文件存檔成 PDF 檔案

Copy link and paste it on music submission form, save file in PDF format.



| | |
|---|---|
| Link to the files | https://drive.google.com/file/d/0BzN1b5DzCps3aVzRS1ESj |
| Technical Description | |
| (attach a page to specify if needed) | |
| <i>Composition hereby provided to this workshop clear of any legal rights. The composer is fully responsible for securing all copyright and performance rights.</i> | |
| Sign | Date |

3. 將報名表寄至主辦方 email / Mail music submission form to official email.

將音樂報名表寄至主辦方 email，並確認收到主辦方回覆

Mail music submission form to [official email](#), and confirm the reply.